















Boys 5000 Meter Run Finals

PLACE	VIDEO	ATHLETE	TEAM	MARK	POINTS
1		Linden Whiteplume	12 Fort Washakie High School	19:57.45	1
2		Bryland Davis	12 Wind River High School	21:38.72	2
3		KayCee McCabe	9 Fort Washakie High School	22:29.22	3
4		Braxton Leonhardt	10 Wind River High School	22:43.83	4
5		Shane Burson	12 Fort Washakie High School	23:14.38	5
6		Rylan Groenke	10 Wind River High School	23:21.82	6
7		Kalen Pogue	12 Wind River High School	24:53.25	7
8		Gavin Kowlok	9 Wind River High School	25:27.53	8
9		Hirsch Zickefoose	9 Wind River High School	25:33.74	9
10		Johnson Roanhorse	9 Fort Washakie High School	26:19.91	10
11		Joey Hill	10 Fort Washakie High School	26:23.99	11
12		Wesley Underwood	11 Fort Washakie High School	26:57.54	12

Boys 5000 Meter Run Finals Team Scores

PLACE	TEAM	POINTS	SCORERS	TIMES
1	 Wind River High School	27	2+4+6+7+8 (9)	3:48 1-5 Split 23:37 Avg
2	 Fort Washakie High School	30	1+3+5+10+11 (12)	6:26 1-5 Split 23:40 Avg